

Express your love for texture.



Express the harmony of stone and wood.



Express your attention to detail.



Stones are the grandest of expressions offering dramatic looks for your exterior and interior surfaces

NATIVE
CUSTOM STONE

www.nativecustomstone.com
1/2023 • IAPMO-ER #0353



Cumberland Castle Rock

At Native Custom Stone, we strive to bring you the highest quality materials and craftsmanship available so you can take pride in the finished product.



Granite Castle Rock

From rich chocolate browns to saffron golden yellows, **Native Custom Stone's** Castle Rock is one of our most popular style stones.

Native Custom Stone offers a wide selection of color and texture with this versatile cut stone.

All 7 standard styles (Castle Rock, Country Villa, Rubble, Ledge, Stack, Fieldstone and River Rock) are available in any of our 30 colors.



Derby Brown Castle Rock



Prestige Brown Castle Rock



Aztec Castle Rock



Cumberland Castle Rock



Mountain Ridge Country Villa



Titan Grey Country Villa



Creek Blend Country Villa



Chardonnay Country Villa



Dawson County Country Villa



Cedar Creek® Country Villa



Champagne Country Villa



Walnut Country Villa

Country Villa

Inspired by centuries old European villas. Country Villa provides the appeal of rural stone work of the past. This timeless pattern is complementary of even the most contemporary home.

All 7 standard styles (Castle Rock, Country Villa, Rubble, Ledge, Stack, Fieldstone and River Rock) are available in any of our 30 colors



Cedar Creek® Country Villa



#17 Cedar Creek® Rubble

NATIVE CUSTOM STONE® STYLES



Granite Rubble



Titan Grey Rubble



Kentucky Blend Rubble



Cedar Creek® Rubble

RUBBLE

28 Granite Rubble



30 Pearl Rubble

Rubble

With its clean, rectangular shape, and soft, weathered appearance, **Native Custom Stone's** Rubble is certain to add that special touch to your next home or building.

All 7 standard styles (Castle Rock, Country Villa, Rubble, Ledge, Stack, Fieldstone and River Rock) are available in any of our 30 colors.



Cedar Creek® Rubble

Native Custom Stone's Rubble is a classic, ageless, stone which has quickly become a favorite of our customers.



Derby Brown Ledge

Ledge

Native Custom Stone's Ledge is an excellent stone for adding rugged, mountainous appeal to your home or building.

Stratification on the stone face and a greater level of protrusion than other stone patterns help create this timeless look.

All 7 standard styles (Castle Rock, Country Villa, Rubble, Ledge, Stack, Fieldstone and River Rock) are available in any of our 30 colors.



Winchester Ledge



Cedar Creek® Ledge



Dawson County Ledge



Mountain Ridge Ledge



50/50 Blend of Colonial Buff & Coastal Blend Ledge

Native Custom Stone creates architectural stone veneer that's beautiful, affordable and long lasting. The realistic appearance of Native Custom Stone's variety of stone products makes it "the choice" among builders and architects.



Creek Blend Ledge



Driftwood Ledge



Appalachian Stack



Cedar Creek® Stack



Cedar Creek® Stack

Stack

Native Custom Stone's Stack is destined to be a favorite for both commercial and residential users alike. A sophisticated rustic beauty, to capture the contemporary old world charm you seek.

All 7 standard styles (Castle Rock, Country Villa, Rubble, Ledge, Stack, Fieldstone and River Rock) are available in any of our 30 colors.



Coastal Blend Stack



Champagne Stack

▲ *Our stone is lighter, easier to install and more economical than natural stone. These qualities make Native Custom Stone "the choice" of manufactured stone veneers.*




Cedar Creek®



Derby Brown Fieldstone



Walnut River Rock



Driftwood River Rock



Cedar Creek® Fieldstone

Fieldstone

Native Custom Stone's Fieldstone offers an ageless look to fit the most modern and urban design.

Native Custom Stone's Fieldstone pattern was created from casting a mold of natural stone. Each stone in the pattern was hand selected for its exceptional texture, shape and character. These intentionally irregularly shaped stones create a beautiful pattern and range in size and shape.

All 7 standard styles (Castle Rock, Country Villa, Rubble, Ledge, Stack, Fieldstone and River Rock) are available in any of our 30 colors.



Cedar Creek® Fieldstone Fireplace



Dawson County Fieldstone



Titan Grey Fieldstone




Dawson County Fieldstone

River Rock

By blending stones of a variety of shapes and colors, our popular River Rock lends the impression that each stone has been carefully hand-picked to fit within the pattern.


All 7 standard styles (Castle Rock, Country Villa, Rubble, Ledge, Stack, Fieldstone and River Rock) are available in any of our 30 colors.



Creek Blend River Rock



▲ The Driftwood River Rock featured above adds a natural beauty to this townhome project




Titan Grey River Rock



Cedar Creek® River Rock



Titan Grey Rubble



Walnut Ledge



Cedar Creek® Rubble



Titan Grey Ledge Country Villa Blend



(Custom) Castle Rock



Cedar Creek® Ledge



Cedar Creek® Country Villa



Cedar Creek® Rubble



Colonial Buff Country Villa



Chattahoochee Blend Country Villa



Suede Stack



Chastain Stack



Derby Brown Castle Rock



Walnut Stack



Brown Stack




CustomFit Coastal Blend



Granite Rubble



Cedar Creek® Stack (Interior)



Chattahoochee Blend Stack



(Custom) Cedar Creek® Stack



Colonial Buff Castle Rock



Cedar Creek Stack with mortar joint



Mojave Ledge



GO-Brick Plantation Red



Country Villa Aspen Ridge



Rubble 75% Pearl & 25% Athens



Country Villa #32 Wills Road



Cedar Creek® Stack



Country Villa #32 Wills Road



Country Villa #32 Wills Road



Cedar Creek® Fieldstone



Mountain Ridge Country Villa



Country Villa #32 Wills Road



Country Villa #32 Wills Road



Rubble 75% Pearl & 25% Athens



Country Villa #31 Athens



Mountain Ridge® Ledge



Rubble 75% Pearl & 25% Athens



Rubble 75% Pearl & 25% Athens



Rubble Pearl



Country Villa #32 Wills Road

GO-Brick® Gallery



Vintage Atlanta



Plantation Red



Savannah Beach



Sunset Rust



Savannah Beach



50/50 Mix of
Tudor Grey and Vintage Atlanta



Savannah Beach

GO-Brick® “A thin brick veneer”



GO-Brick® Sill



#1 Antique Red (Tumbled)



#2 Old Dixie (Tumbled)



#3 Orchard Blend (Tumbled)

Installation Specifications

At www.nativecustomestone.com product specifications can be downloaded in CSI format. NCS gives the specifier control over how the stone should be installed.

Choices specific to Tumbled and Queen Brick

Standard Color: #1 Antique Red, #2 Old Dixie Grey, #3 Orchard Blend, #4 Savannah Beach, #5 Schoolhouse Red, #6 Sunset Rust, #7 Vintage Atlanta, #8 Plantation Red, #9 Pearl, #10 Tudor Grey (Any Standard or Custom Color)

Grout Joint Width: 3/8"

Grout Joint Depth: Deep Raked, Full Brushed, Full Tooled

Grout Joint Color: Natural Grey, Buff, Natural Off-White or Complementary Color

Accessories: Corners, Brick Sill, Light box, Electric Box, and more.
(See Accessories section of binder)

Paint Grade Available

Special Installation Notes

Pattern: Bricks should not be installed in a vertical position. Blend the bricks on the wall from several different boxes to ensure proper color and size variation.

See catalog or website photos for recommended installation pattern.

Chalk Lines: Should be used by installer to ensure a straight and level pattern.

Sealing: Not required. However, if installed on an exterior exposed to excessive water from runoff or improper drainage, we suggest the product be sealed in that particular area to protect it from staining or spalling during freeze-thaw cycles.

**NCS offers our own Natural Shield Sealer which has a 3-5 year life, provides excellent water and oil stain repellency, and does not change the natural appearance of the stone.*

Installation Guide: Download NCS's latest installation instructions at www.nativecustomestone.com for information on mortar and installation recommendations.



#4 Savannah (Tumbled)



#5 Schoolhouse Red (Tumbled)



#6 Sunset Rust (Tumbled)



#10 Tudor Grey (Queen)



#9 Pearl (Queen)



#8 Plantation Red (Tumbled)



#7 Vintage Atlanta (Tumbled)

Profile Properties

Size: (1) Tumbled Brick size is 2 1/4" in height and 7 5/8" in length (nominal). Contact NCS for additional sizing.

(2) Queen Brick size is 2 3/4" in height and 7 3/8" in length (nominal). Contact NCS for additional sizing.

Thickness: 1/2" average – **Weight:** 4 to 6 lbs. per square foot.

Packaging: (1) Tumbled Brick Flats are packaged 8 1/2 square feet per box based on 3/8" inch mortar joint.

A total of 58 pieces per box. Each box weighs approx 24 pounds

(2) Queen Brick Flats are packaged 7.3 square feet per box based on 3/8" inch mortar joint.

A total of 48 pieces per box. Each box weighs approx 24 pounds

(1) Tumbled Brick Corner Pieces are packaged per linear foot, 5 linear feet per box, based on a 3/8" inch mortar joint. -23 pc

(2) Queen Brick Corner Pieces are packaged per linear foot, 4 linear feet per box, based on a 3/8" inch mortar joint. -16 pc

Window sills can be purchased by piece. but are packaged pieces per box. **Sills dimensions:** 18" x 2" x 3 3/8"

GO-STone®
Panels

“Building a greener future”

Native Custom Stone would like to introduce it’s newest product line, **GO-STone®**. This environmentally friendly, panelized stone system was created with the “Do-it-yourselfer” in mind. **GO-STone®** is manufactured using almost all recycled materials and requires minimal tools for proper installation. With overcrowded landfills becoming a major worldwide concern **GO-STone®** is created utilizing the latest crumb rubber technology. **GO-STone®** is sold in multiples of 5 square feet; each box of stone equals one less tire entering our landfills (1 box of **GO-STone®** = 1 twelve pound tire)



#26 Cherokee



#17 Cedar Creek®



#18 Coastal Blend




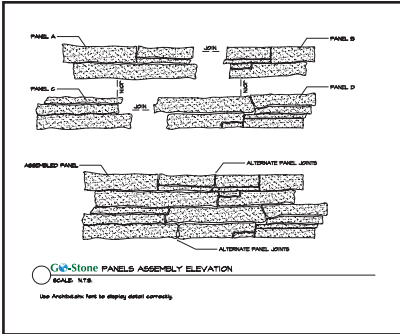
Cedar Creek® Accent Wall



Cedar Creek® Go-Stone
with Buff electric box



#17 Cedar Creek® GO-Stone



Approximately 242 million tires are discarded annually in the United States alone. Fewer than 7% are recycled, 11% are burned for fuel, and 5% are exported. The remaining 78% are sent to landfills, stockpiled, or illegally dumped.



Scan QR code to visit our website



Cherokee GO-Stone



Cedar Creek® GO-Stone

Equipment needed for installation:
12” Torpedo Level, Ceramic Tile and Stone Adhesive, 1/4” Notched Floor Trowel, Drywall Saw/Wet-cut Saw, Measuring Tape.



Interior Installation
Instructions:

- 1) Prepare work area by covering exposed flooring and wipe surface clean with damp cloth (let surface dry).
- 2) Using notched side of trowel apply adhesive to the entire back of the stone and set in place firmly moving side to side until set. There are three different size panels that should be alternated (as illustrated by the detail on the packaging). After setting your third stone use the torpedo to check level. Lay your entire base (starting at a corner if applicable) as you approach the end, measure the distance with your tape measure and cut stone accordingly (butting cut ends together).
- 3) Second Layer: Make sure to stagger the pieces to reduce the appearance of seams (if you started with a 12” panel you should be using an 8” or 16” panel directly above). Check level every third panel placed.



Recommended
Saw Blade

Scan QR code for
installation video





#5 Kentucky Blend



#17 Cedar Creek®



#22 Mojave




#23 Suede



#24 Colonial Buff



#18 Costal Blend



#2 Mountain Ridge



#21 Aspen Ridge



4"

16"



4"

8"



4"

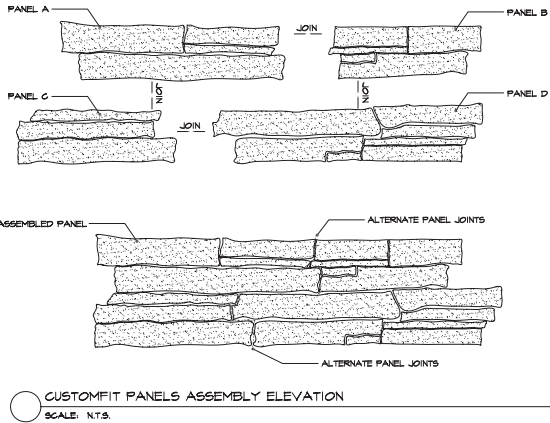
12"



Pre-connection



Post-connection



#5 Kentucky Blend Custom Fit



Mojave



BEFORE



AFTER

Cedar Creek®

Capstones

A more formal looking cap piece to accent your building project.

(Actual Size : X-Large - 20" x 20" Large - 16" x 20" Small - 12" x 20")

All accessories are available in these four colors.



Brown




Buff



Grey




White



Key Stone

Keystones add beauty to both flat and arched openings, and they also nicely enhance fireplaces.



9 1/4"

5 1/8"



11 5/8"



Lintel

22" x 6" x 2 3/4"




8 1/2"

4 1/2"

Trim Stone

Trim Stones can be used to frame openings and create architectural details.



Flat Caps

Actual Size
12" x 20" x 3"

Smooth Faced Pier/Column Cap


Actual Size Large - 28" x 28"
Medium - 26" x 26"
Small - 24" x 24"

Pier caps are great for adding that finishing detail to columns.

Hearthstone


Actual Size Large - 23 1/4 x 22 1/4"
Small - 18 1/2" x 18 1/2"

A solid, durable, and attractive surface for your hearth or free standing stove.



7 1/2"

6 3/8"



6 5/8"

7 5/8"



8"

8"

Light Box

Designed to match your decor. A beautiful addition to your lighting needs. 4 1/4" opening on both small and large Light Box



16"

8"



9"

12"

Corbel

Used to support bar tops and fireplace mantels



Mantle

Available in 3 colors
Buff, Grey, White

Available in two sizes
5' x 12" x 2 1/4" & 6' x 12" x 2 1/4"



2"

7 3/4"

90° Windowsill/Water Ledge

Can be used as sills and caps to separate a wainscot.



Windowsill/Water Ledge

Actual Size Large - 20" x 2"
Small Sill - 18" x 2"
5" Sill - 18" x 5"

Durable treatments for under your windows that create an effective transition from stone or thin brick to siding or stucco.



20"

2"

*Colors

Native Custom Stone offers seven standard styles, Stack, Rubble, Ledge, Castle Rock, Fieldstone, Country Villa, and River Rock. *All colors below are available in any of these standard styles.*



#1 Cumberland



#2 Mountain Ridge



#3 Winchester



#4 Creek Blend



#5 Kentucky Blend



#6 Walnut



#7 Dawson County



#8 Sierra Sunset



#9 Appalachian



#10 Titan Grey



#11 Derby Brown



#12 Prestige Brown



#13 Chardonnay



#14 Brown



#15 Aztec



#16 Driftwood



#17 Cedar Creek®



#18 Coastal Blend



#19 Champagne



#20 Autumn Blend



#21 Aspen Ridge



#22 Mojave



#23 Suede



#24 Colonial Buff



#25 Chattahooche Blend



#26 Cherokee



#27 Chastain



#28 Granite



#29 Pecan




#30 Pearl



#31 Athens



#32 Wills Road



Aspen Ridge Stack



Aztec Castle Rock

***Cleaning:** Be careful not to leave mortar on any surface during installation. If the surface is properly protected during the application, cleanup will be much easier. After the mortar sets for 24 hours, wash the job with a water hose to eliminate excess dust. If a sealer is to be applied, follow the requirements of the manufacturer. A sealer is recommended if the stone is in regular contact with water. Acid, chemicals, or pressure washing are not recommended for cleaning the stone. If the stone has a mortar film or is stained, removed by using a high strength laundry detergent and a medium nylon bristle brush (DO NOT PRESSURE WASH).

Variety of Stone Choice's for your every need



WARRANTY (50) YEARS

Native Custom Stone, LLC the manufacturer, (herein after, NCS) Warrants Native Custom Stone the product, (herein after, "our stone",) for a period of fifty (50) years against defects caused by the manufacturer of our stone to the buyer, customer, and/or end user. No warranty is authentic unless issued directly by NCS.

Native Custom Stone, LLC, SHALL NOT BE RESPONSIBLE FOR ANY CONSEQUENTIAL DAMAGES TO THE BUYER, CUSTOMER, END USER. This limitation of liability of NCS shall include but is not limited to, consequential, incidental, and special damages, or loss of profits, arising from or caused by, directly or indirectly, poor workmanship, improper installation, or poor construction. Buyers', NCS Customers' or End Users' labor of removal or installation or equipment costs, fire strike, act of God, war, insurrection, mob action, civil commotion, acts of government, loss damage of delay of materials, floods, storms, inability to obtain materials, or other acts or circumstances outside the control of NCS, as well as a breach of warranty, use of materials by customer, Buyer, End User, breach of any obligation of NCS, or its employees, hereunder, negligence or any other act of omission of NCS, Customer, Buyer, End User, acknowledges its responsibility to determine the intended use of our stone, its appropriateness for Compliance with the requirements of all the governing code bodies, statutory and regulatory agencies. THIS WARRANTY FURTHER DISCLAIMS ANY LIABILITIES (CONTRACT, TORT, OR OTHERWISE, INCLUDING NEGLIGENCE AND STRICT LIABILITY) FOR ANY DAMAGE, WHETHER CAUSED BY CONSTRUCTION FAULT, INSTALLATION FAULT, OR ANY OTHER REASON, OTHER THAN DEFECTIVE PRODUCT.

The Customers, Buyers, End Users exclusive and sole remedy under this warranty shall be for NCS to replace the defective material, or at the sole discretion of NCS, to refund an amount equal to the original purchase price of the stone, to the Customer, Buyer or End User, Labor and/or other materials are excluded.

WARRANTY DISCLAIMER: THIS WARRANTY IS SUBJECT TO THE CONDITIONS AND LIMITATIONS SET FORTH HEREIN AND IS IN LIEU OF ALL OTHER WARRANTIES, WHETHER EXPRESSED, IMPLIED, OR STATUTORY, AND ALL OTHER LIABILITIES (CONTRACT, TORT OR OTHERWISE, INCLUDING NEGLIGENCE AND STRICT LIABILITY) AND NCS MAKES NO WARRANTY OF MERCHANTABILITY OR OF FITNESS FOR ANY PARTICULAR PURPOSE WHATSOEVER FOR THE STONE. THERE ARE NO WARRANTIES EXPRESSED OR IMPLIED UNDER LAW, WHICH EXTEND BEYOND THE WARRANTY, SET OUT HEREIN.

NATIVE

CUSTOM STONE

"The observer, when he seems to himself to be observing a stone, is really, if physics is to be believed, observing the effects of the stone upon himself."

- Bertrand Russell

We take pride in our work & it shows in the quality of our products.

| Technical Data is available upon request |

| 236 Hightower Parkway | Dawsonville, GA 30534 | 888-823-0745 | 706-216-5545 |

www.nativecustomstone.com



1/2023 • IAPMO-ER #0353