



Express your love for texture.



Express the harmony of stone and wood.



Express your attention to detail.



Stones are the grandest of expressions offering dramatic looks for your exterior and interior surfaces

NATIVE

CUSTOM STONE

www.nativecustomstone.com

1/2019 • IAPMO-ER #0353



Cumberland Castle Rock

At Native Custom Stone, we strive to bring you the highest quality materials and craftsmanship available so you can take pride in the finished product.



Granite Castle Rock



Derby Brown Castle Rock



Prestige Brown Castle Rock



Aztec Castle Rock



Cumberland Castle Rock

From rich chocolate browns to saffron golden yellows, **Native Custom Stone's** Castle Rock is one of our most popular style stones.

Native Custom Stone offers a wide selection of color and texture with this versatile cut stone.

All 7 standard styles (Castle Rock, Country Villa, Rubble, Ledge, Stack, Fieldstone and River Rock) are available in any of our 30 colors.



Mountain Ridge Country Villa



Creek Blend Country Villa



Dawson County Country Villa



Titan Grey Country Villa



Chardonnay Country Villa



Cedar Creek® Country Villa

Country Villa

Inspired by centuries old European villas. Country Villa provides the appeal of rural stone work of the past. This timeless pattern is complementary of even the most contemporary home.

All 7 standard styles (Castle Rock, Country Villa, Rubble, Ledge, Stack, Fieldstone and River Rock) are available in any of our 30 colors



Champagne Country Villa



Cedar Creek® Country Villa



Walnut Country Villa



#17 Cedar Creek® Rubble

28 Granite Rubble



Granite Rubble



Titan Grey Rubble

Rubble



30 Pearl Rubble

With its clean, rectangular shape, and soft, weathered appearance, **Native Custom Stone's** Rubble is certain to add that special touch to your next home or building.

All 7 standard styles (Castle Rock, Country Villa, Rubble, Ledge, Stack, Fieldstone and River Rock) are available in any of our 30 colors.



Kentucky Blend Rubble



Cedar Creek® Rubble



Cedar Creek® Rubble

Native Custom Stone's Rubble is a classic, ageless, stone which has quickly become a favorite of our customers.



Derby Brown Ledge



Creek Blend Ledge



Driftwood Ledge

Ledge

Native Custom Stone's Ledge is an excellent stone for adding rugged, mountainous appeal to your home or building.

Stratification on the stone face and a greater level of protrusion than other stone patterns help create this timeless look.

All 7 standard styles (Castle Rock, Country Villa, Rubble, Ledge, Stack, Fieldstone and River Rock) are available in any of our 30 colors.



Winchester Ledge



Cedar Creek® Ledge



Dawson County Ledge



Mountain Ridge Ledge

Native Custom Stone creates architectural stone veneer that's beautiful, affordable and long lasting. The realistic appearance of Native Custom Stone's variety of stone products makes it "the choice" among builders and architects.



Cedar Creek® Ledge



Brown Stack



Appalachian Stack



Cedar Creek® Stack

Stack

Native Custom Stone's Stack is destined to be a favorite for both commercial and residential users alike. A sophisticated rustic beauty, to capture the contemporary old world charm you seek.

All 7 standard styles (Castle Rock, Country Villa, Rubble, Ledge, Stack, Fieldstone and River Rock) are available in any of our 30 colors.



Chardonnay Stack


Champagne Stack



- ▲ *Our stone is lighter, easier to install and more economical than natural stone. These qualities make Native Custom Stone "the choice" of manufactured stone veneers.*



Cedar Creek®



Derby Brown Fieldstone



Cedar Creek® Fieldstone

Fieldstone

Native Custom Stone's Fieldstone offers an ageless look to fit the most modern and urban design.

Native Custom Stone's Fieldstone pattern was created from casting a mold of natural stone. Each stone in the pattern was hand selected for its exceptional texture, shape and character. These intentionally irregularly shaped stones create a beautiful pattern and range in size and shape.

All 7 standard styles (Castle Rock, Country Villa, Rubble, Ledge, Stack, Fieldstone and River Rock) are available in any of our 30 colors.



Cedar Creek® Fieldstone Fireplace



Dawson County Fieldstone



Titan Grey Fieldstone




Dawson County Fieldstone



Walnut River Rock



Driftwood River Rock



Creek Blend River Rock

River Rock

By blending stones of a variety of shapes and colors, our popular River Rock lends the impression that each stone has been carefully hand-picked to fit within the pattern.

All 7 standard styles (Castle Rock, Country Villa, Rubble, Ledge, Stack, Fieldstone and River Rock) are available in any of our 30 colors.



▲ *The Driftwood River Rock featured above adds a natural beauty to this townhome project*



Titan Grey River Rock




Cedar Creek® River Rock



Titan Grey Rubble



(Custom) Castle Rock



Walnut Ledge



Cedar Creek® Country Villa



Cedar Creek® Rubble



Cedar Creek® Rubble



Cedar Creek® Ledge



Colonial Buff Country Villa



Titan Grey Ledge Country Villa Blend



Chattahoochee Blend Country Villa



Suede Stack




Chastain Stack



Brown Stack



CustomFit Coastal Blend



Chattahoochee Blend Stack



(Custom) Cedar Creek® Stack



Derby Brown Castle Rock



Walnut Stack



Granite Rubble



Cedar Creek® Stack (Interior)



Colonial Buff Castle Rock



Cedar Creek Stack
with mortar joint



Mojave Ledge



Cedar Creek® Stack



GO-Brick Plantation Red



Country Villa Aspen Ridge



Cedar Creek® Fieldstone



Mountain Ridge Country Villa



Mountain Ridge Ledge



Custom-Cast® Manufactured Stone Veneers:

Native Custom Stone's CUSTOM-CAST® is a premier architectural stone veneer. The contemporary design provides the classic look of natural stone for any commercial or residential project. This new design is available in four colors, two of which are pictured below.

Product Selection:



Aspen Buff™ Custom-Cast®

This warm solid color creates an even tone that is complimentary to any architectural design. Not pictured: **Aspen Buff™ Blend**

This is a combination of two buff tones that vary slightly, providing excellent dimension to any design.



Tudor Grey™ Custom-Cast®

This magnificent grey tone will compliment any interior or exterior design. Not pictured:

Tudor Grey™ Blend, this is a combination of gray tones that vary slightly providing excellent Dimension to any design.



Custom-Cast® Accents:



Custom-Cast® Watertable/Sill & Accents

These pieces were created to compliment any of our stone veneer selection. Our sill provides a perfect pitch For water deflection. The 8" accent makes a beautiful addition to any construction project.

Sizes and Weight:

	Height	Length	Thickness	Return
8"x16" Flat	7 5/8"	15 5/8"	1 1/2"	NA
8"x8" Accent	7 5/8"	7 5/8"	1 1/2"	NA
2"x20" Sill	2"	20"	2 1/2"	NA
Corners	NA	NA	NA	NA

Weight: Approximately 10 lbs./SF.

For more information please contact us toll free at: 888.823.0745
Or reception@nativecustomstone.com • www.nativecustomstone.com

GO-Brick® Gallery



Vintage Atlanta



Plantation Red



Savannah Beach



Sunset Rust



Savannah Beach



50/50 Mix of
Tudor Grey and Vintage Atlanta



Savannah Beach

GO-Brick® “A thin brick veneer”



GO-Brick® Sill



#1 Antique Red (Tumbled)



#2 Old Dixie (Tumbled)



#3 Orchard Blend (Tumbled)

Installation Specifications

At www.nativecustomstone.com product specifications can be downloaded in CSI format. NCS gives the specifier control over how the stone should be installed.

Choices specific to Tumbled and Queen Brick

Standard Color: #1 Antique Red, #2 Old Dixie Grey, #3 Orchard Blend, #4 Savannah Beach, #5 Schoolhouse Red, #6 Sunset Rust, #7 Vintage Atlanta, #8 Plantation Red, #9 Pearl, #10 Tudor Grey (Any Standard or Custom Color)

Grout Joint Width: 3/8"

Grout Joint Depth: Deep Raked, Full Brushed, Full Tooled

Grout Joint Color: Natural Grey, Buff, Natural Off-White or Complementary Color

Accessories: Corners, Brick Sill, Light box, Electric Box, and more.

(See Accessories section of binder)

Paint Grade Available

Special Installation Notes

Pattern: Bricks should not be installed in a vertical position. Blend the bricks on the wall from several different boxes to ensure proper color and size variation.

See catalog or website photos for recommended installation pattern.

Chalk Lines: Should be used by installer to ensure a straight and level pattern.

Sealing: Not required. However, if installed on an exterior exposed to excessive water from runoff or improper drainage, we suggest the product be sealed in that particular area to protect it from staining or spalling during freeze-thaw cycles.

**NCS offers our own Natural Shield Sealer which has a 3-5 year life, provides excellent water and oil stain repellency, and does not change the natural appearance of the stone.*

Installation Guide: Download NCS's latest installation instructions at www.nativecustomstone.com for information on mortar and installation recommendations.



#4 Savannah (Tumbled)



#5 Schoolhouse Red (Tumbled)



#6 Sunset Rust (Tumbled)



#10 Tudor Grey (Queen)



#9 Pearl (Queen)



#8 Plantation Red (Tumbled)



#7 Vintage Atlanta (Tumbled)

Profile Properties

Size: (1) Tumbled Brick size is 2 1/4" in height and 7 5/8" in length (nominal). Contact NCS for additional sizing.

(2) Queen Brick size is 2 3/4" in height and 7 3/8" in length (nominal). Contact NCS for additional sizing.

Thickness: 1/2" average – **Weight:** 4 to 6 lbs. per square foot.

Packaging: (1) Tumbled Brick Flats are packaged 8 1/2 square feet per box based on 3/8" inch mortar joint.

A total of 58 pieces per box. Each box weighs approx 24 pounds

(2) Queen Brick Flats are packaged 7.3 square feet per box based on 3/8" inch mortar joint.

A total of 48 pieces per box. Each box weighs approx 24 pounds

(1) Tumbled Brick Corner Pieces are packaged per linear foot, 5 linear feet per box, based on a 3/8" inch mortar joint. -23 pc

(2) Queen Brick Corner Pieces are packaged per linear foot, 4 linear feet per box, based on a 3/8" inch mortar joint. -16 pc

Window sills can be purchased by piece. but are packaged pieces per box. **Sills dimensions:** 18" x 2" x 3 3/8"

GO-Stone® Panels

“Building a greener future”



#26 Cherokee



#17 Cedar Creek®



#18 Coastal Blend

GO-Stone® panels were created with the consumer in mind. They are easy to install and require minimal tools for proper installation. These unique panels are offered in 3 sizes which reduces seams when installed correctly. When used on an exterior application refer to the technical page of www.nativecustomstone.com. Do not expose this product to direct flames.

Native Custom Stone would like to introduce it's newest product line, GO-Stone®. This environmentally friendly, panelized stone system was created with the “Do-it-yourselfer” in mind. GO-Stone® is manufactured using almost all recycled materials and requires minimal tools for proper installation. With overcrowded landfills becoming a major worldwide concern GO-Stone® is created utilizing the latest crumb rubber technology. GO-Stone® is sold in multiples of 5 square feet; each box of stone equals one less tire entering our landfills (1 box of GO-Stone® = 1 twelve pound tire)



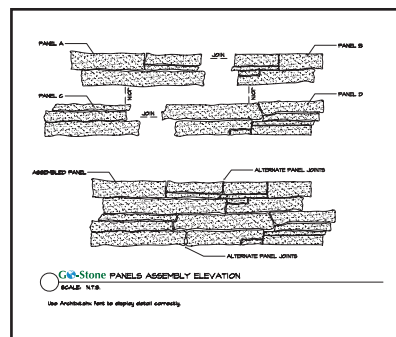
Cedar Creek® Accent Wall



Cedar Creek® GO-Stone
with Buff electric box



#17 Cedar Creek® GO-Stone



Approximately 242 million tires are discarded annually in the United States alone. Fewer than 7% are recycled, 11% are burned for fuel, and 5% are exported. The remaining 78% are sent to landfills, stockpiled, or illegally dumped.



Scan QR code to visit our website



Cherokee GO-Stone

Equipment needed for installation:

12" Torpedo Level, Ceramic Tile and Stone Adhesive, 1/4" Notched Floor Trowel, Drywall Saw/Wet-cut Saw, Measuring Tape.



Interior Installation Instructions:

1) Prepare work area by covering exposed flooring and wipe surface clean with damp cloth (let surface dry).


2) Using notched side of trowel apply adhesive to the entire back of the stone and set in place firmly moving side to side until set. There are three different size panels that should be alternated (as illustrated by the detail on the packaging). After setting your third stone use the torpedo to check level. Lay your entire base (starting at a corner if applicable) as you approach the end, measure the distance with your tape measure and cut stone accordingly (butting cut ends together).

3) Second Layer: Make sure to stagger the pieces to reduce the appearance of seams (if you started with a 12" panel you should be using an 8" or 16" panel directly above). Check level every third panel placed.



Recommended
Saw Blade

Scan QR code for
installation video



Cedar Creek® GO-Stone



#5 Kentucky Blend



#24 Colonial Buff



#17 Cedar Creek®



#18 Coastal Blend



#22 Mojave



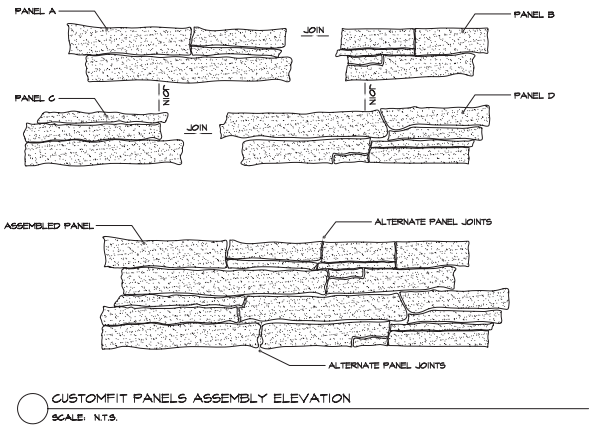

#2 Mountain Ridge



#23 Suede



#21 Aspen Ridge



#5 Kentucky Blend Custom Fit



Mojave



BEFORE



AFTER

Cedar Creek®

Capstones

A more formal looking cap piece to accent your building project.

(Actual Size : X-Large - 20" x 20" Large - 16" x 20" Small - 12" x 20")

All accessories are available in these four colors.



Brown



Buff






Grey



White

Key Stone

Keystones add beauty to both flat and arched openings, and they also nicely enhance fireplaces.



9 1/4"

11 5/8"

5 1/8"

Lintel



22" x 6" x 2 3/4"



8 1/2"

4 1/2"

Trim Stone

Trim Stones can be used to frame openings and create architectural details.



Smooth Faced Pier/Column Cap

Actual Size Large - 28" x 28"

Medium - 26" x 26"

Small - 24" x 24"

Pier caps are great for adding that finishing detail to columns.

Hearthstone

Actual Size Large - 23 1/4" x 22 1/4"


Small - 18 1/2" x 18 1/2"


A solid, durable, and attractive surface for your hearth or free standing stove.

Flat Caps

Actual Size

12" x 20" x 3"



**Electric Box**

Specially designed to fit around an electrical outlet that will blend with your stone design.

Single box opening - 2 1/2" x 4 1/4"

Double box opening - 5 1/2" x 4"

Light Box

Designed to match your decor. A beautiful addition to your lighting needs.

4 1/4" opening on both small and large Light Box

**Corbel**

Used to support bar tops and fireplace mantels

**Mantle**

Available in 3 colors

Buff, Grey, White

Available in two sizes

5' x 12" x 2 1/4" & 6' x 12" x 2 1/4"

90° Windowsill/Water Ledge

Can be used as sills and caps to separate a wainscot.

**Windowsill/Water Ledge**

Actual Size Large - 20" x 2"

Small Sill - 18" x 2"

5" Sill - 18" x 5"

Durable treatments for under your windows that create an effective transition from stone or thin brick to siding or stucco.



*Colors

Native Custom Stone offers seven standard styles, Stack, Rubble, Ledge, Castle Rock, Fieldstone, Country Villa, and River Rock. *All colors below are available in any of these standard styles.*



#1 Cumberland



#2 Mountain Ridge



#3 Winchester



#4 Creek Blend



#5 Kentucky Blend



#6 Walnut



#7 Dawson County



#8 Sierra Sunset



#9 Appalachian



#10 Titan Grey



#11 Derby Brown



#12 Prestige Brown




#13 Chardonnay



#14 Brown



#15 Aztec



#16 Driftwood



#17 Cedar Creek®



#18 Coastal Blend



#19 Champagne



#20 Autumn Blend



#21 Aspen Ridge



#22 Mojave



#23 Suede



#24 Colonial Buff



#25 Chattahooche Blend



#26 Cherokee



#27 Chastain




#28 Granite



#29 Pecan



#30 Pearl



Aspen Ridge Stack



Aztec Castle Rock

***Cleaning:** Be careful not to leave mortar on any surface during installation. If the surface is properly protected during the application, cleanup will be much easier. After the mortar sets for 24 hours, wash the job with a water hose to eliminate excess dust. If a sealer is to be applied, follow the requirements of the manufacturer. A sealer is recommended if the stone is in regular contact with water. Acid, chemicals, or pressure washing are not recommended for cleaning the stone. If the stone has a mortar film or is stained, removed by using a high strength laundry detergent and a medium nylon bristle brush (DO NOT PRESSURE WASH).

Native Custom Stone's


NATURAL SHIELD

Native Custom Stone is offering a hybrid “almost” perfect balance of Mechanical and Chemical bond without altering the appearance of your masonry product. Natural Shield is a complete product and there is not another on the market like it.



- 3-5 year life of sealer... both bonds increase the life cycle of the sealer, it's going to last longer. *(most sealers have to be reapplied yearly).*
- Provides excellent water repellency while also providing a barrier against staining without altering the natural state of the masonry product.
- Reduce efflorescence
- 1 Gallon Covers 200 square feet

Efflorescence is a crystalline deposit on surfaces of masonry, stucco or concrete. It is whitish in appearance, and is sometimes referred to as “whiskers”. Efflorescence has been a problem for many years, and is a topic of much controversy. The formation of these salt deposits are not mysteries. They are, for the most part, water-soluble salts that come from many possible sources to mar and detract from an otherwise beautiful and serviceable structure. First of all, there must be water present to dissolve and transport the salts. Groundwater is often a source of efflorescence. For water to carry or move the salts to the surface there must be channels through which to move and migrate. The more dense the material, whether it be brick, stone, stucco or concrete, the more difficult for the water to transport salts to the surface. Conversely, the more porous the material, the greater the ease with which salts are transported and deposited. Salt-bearing water, on reaching the surface of a structure, air evaporates to deposit the salt. When humidity is low, the water may evaporate before reaching the surface of the structure, leaving the salt deposit beneath the surface, and unseen. When the humidity is high, water evaporation is slower allowing more opportunity for whisker growth. Growths which project 1/4 to 1/2 inch below the surface have been reported in some areas of the country. Natural Shield will greatly reduce or eliminate efflorescence by filling these porous cavities and eliminating the movement of water throughout the substrate.



**PROTECTS ALL MASONRY SUBSTRATES INCLUDING
CONCRETE, BRICK, STONE, PAVERS, STUCCO & CLAY TILES.**



WARRANTY (50) YEARS

Native Custom Stone, LLC the manufacturer, (herein after, NCS) Warrants Native Custom Stone the product, (herein after, “our stone”), for a period of fifty (50) years against defects caused by the manufacturer of our stone to the buyer, customer, and/or end user. No warranty is authentic unless issued directly by NCS.

Native Custom Stone, LLC, SHALL NOT BE RESPONSIBLE FOR ANY CONSEQUENTIAL DAMAGES TO THE BUYER, CUSTOMER, END USER. This limitation of liability of NCS shall include but is not limited to, consequential, incidental, and special damages, or loss of profits, arising from or caused by, directly or indirectly, poor workmanship, improper installation, or poor construction. Buyers’, NCS Customers’ or End Users’ labor of removal or installation or equipment costs, fire strike, act of God, war, insurrection, mob action, civil commotion, acts of government, loss damage of delay of materials, floods, storms, inability to obtain materials, or other acts or circumstances outside the control of NCS, as well as a breach of warranty, use of materials by customer, Buyer, End User, breach of any obligation of NCS, or its employees, hereunder, negligence or any other act of omission of NCS, Customer, Buyer, End User, acknowledges its responsibility to determine the intended use of our stone, its appropriateness for Compliance with the requirements of all the governing code bodies, statutory and regulatory agencies. THIS WARRANTY FURTHER DISCLAIMS ANY LIABILITIES (CONTRACT, TORT, OR OTHERWISE, INCLUDING NEGLIGENCE AND STRICT LIABILITY) FOR ANY DAMAGE, WHETHER CAUSED BY CONSTRUCTION FAULT, INSTALLATION FAULT, OR ANY OTHER REASON, OTHER THAN DEFECTIVE PRODUCT.

The Customers, Buyers, End Users exclusive and sole remedy under this warranty shall be for NCS to replace the defective material, or at the sole discretion of NCS, to refund an amount equal to the original purchase price of the stone, to the Customer, Buyer or End User, Labor and/or other materials are excluded.

WARRANTY DISCLAIMER: THIS WARRANTY IS SUBJECT TO THE CONDITIONS AND LIMITATIONS SET FORTH HEREIN AND IS IN LIEU OF ALL OTHER WARRANTIES, WHETHER EXPRESSED, IMPLIED, OR STATUTORY, AND ALL OTHER LIABILITIES (CONTRACT, TORT OR OTHERWISE, INCLUDING NEGLIGENCE AND STRICT LIABILITY) AND NCS MAKES NO WARRANTY OF MERCHANTABILITY OR OF FITNESS FOR ANY PARTICULAR PURPOSE WHATSOEVER FOR THE STONE. THERE ARE NO WARRANTIES EXPRESSED OR IMPLIED UNDER LAW, WHICH EXTEND BEYOND THE WARRANTY, SET OUT HEREIN.

NATIVE

CUSTOM STONE

"The observer, when he seems to himself to be observing a stone, is really, if physics is to be believed, observing the effects of the stone upon himself."

- Bertrand Russell

We take pride in our work & it shows in the quality of our products.

| Technical Data is available upon request |

| 236 Hightower Parkway | Dawsonville, GA 30534 | 888-823-0745 | 706-216-5545 |

www.nativecustomstone.com



1/2019 • IAPMO-ER #0353