

*Express your love for texture.*



*Express the harmony of stone and wood.*



*Express your attention to detail.*



*Stones* are the grandest of expressions offering dramatic looks for your exterior and interior surfaces



[www.nativecustomstone.com](http://www.nativecustomstone.com)  
1/2015 • IAPMO-ER #0353



New For 2015

### Custom-Cast™ Manufactured Stone Veneers:

Native Custom Stone's CUSTOM-CAST™ is a premier architectural stone veneer. The contemporary design provides the classic look of natural stone for any commercial or residential project. This new design is available in four colors, two of which are pictured below.

#### Product Selection:



##### Aspen Buff™ Custom-Cast™

This warm solid color creates an even tone that is complimentary to any architectural design. Not pictured: **Aspen Buff™ Blend** This is a combination of two buff tones that vary slightly, providing excellent dimension to any design.




##### Tudor Gray™ Custom-Cast™

This magnificent gray tone will compliment any interior or exterior design. Not pictured: **Tudor Gray™ Blend**, this is a combination of gray tones that vary slightly providing excellent Dimension to any design.



#### Custom-Cast™ Accents:



##### Custom-Cast™ Watertable/Sill & Accents

These pieces were created to compliment any of our stone veneer selection. Our sill provides a perfect pitch for water deflection. The 8" accent makes a beautiful addition to any construction project.

#### Sizes and Weight:

	Height	Length	Thickness	Return
8"x16" Flat	7 5/8"	15 5/8"	1 1/2"	NA
8"x8" Accent	7 5/8"	7 5/8"	1 1/2"	NA
2"x20" Sill	2"	20"	2 1/2"	NA
Corners	NA	NA	NA	NA

**Weight: Approximately 10 lbs./SF.**

For more information please contact us toll free at: 888.823.0745  
Or reception@nativecustomstone.com • www.nativecustomstone.com

# GO-Brick™

"A thin brick veneer"



GO-Brick™ Sill

#### Installation Specifications

At [www.nativecustomstone.com](http://www.nativecustomstone.com) product specifications can be downloaded in CSI format. NCS gives the specifier control over how the stone should be installed.

#### Choices specific to Tumbled Brick

**Standard Color:** #1 Antique Red, #2 Old Dixie Grey, #3 Orchard Blend, #4 Savannah Beach, #5 Schoolhouse Red, #6 Sunset Rust, #7 Vintage Atlanta - (Any Standard or Custom Color)

**Grout Joint Width:** 3/8"

**Grout Joint Depth:** Deep Raked, Full Brushed, Full Tooled

**Grout Joint Color:** Natural Grey, Buff, Natural Off-White or Complementary Color

**Accessories:** Corners, Brick Sill, Light box, Electric Box, and more.  
(See Accessories section of binder)

#### Special Installation Notes

**Pattern:** Bricks should not be installed in a vertical position. Blend the bricks on the wall from several different boxes to ensure proper color and size variation.

See catalog or website photos for recommended installation pattern.

**Chalk Lines:** Should be used by installer to ensure a straight and level pattern.

**Sealing:** Not required. However, if installed on an exterior exposed to excessive water from runoff or improper drainage, we suggest the product be sealed in that particular area to protect it from staining or spalling during freeze-thaw cycles.

*\*NCS offers our own Natural Shield Sealer which has a 3-5 year life, provides excellent water and oil stain repellency, and does not change the natural appearance of the stone.*

**Installation Guide:** Download NCS's latest installation instructions at [www.nativecustomstone.com](http://www.nativecustomstone.com) for information on mortar and installation recommendations.



#1 Antique Red



#2 Old Dixie



#3 Orchard Blend



#4 Savannah



#5 Schoolhouse Red



#6 Sunset Rust



#7 Vintage Atlanta

#### Profile Properties

**Size:** Tumbled Brick size is 2 1/4" in height and 7 5/8" in length (nominal). Contact NCS for additional sizing.

**Thickness:** 1/2 in. average – **Weight:** 4 to 6 lbs. per square foot.

**Packaging:** Tumbled Brick Flats are packaged 8 1/2 square feet per box based on 3/8 inch mortar joint.

A total of 58 pieces per box. Each box weighs approx 24 pounds

Tumbled Brick Corner Pieces are packaged per linear foot, 10 linear feet per box, based on a 3/8 inch mortar joint.

Window sills can be purchased by piece. but are packaged pieces per box. **Sills demensions:** 18" x 2" x 3 3/8"



Cumberland Castle Rock

*At Native Custom Stone, we strive to bring you the highest quality materials and craftsmanship available so you can take pride in the finished product.*



Cedar Creek® Castle Rock



Derby Brown Castle Rock



Prestige Brown Castle Rock



Aztec Castle Rock



Cumberland Castle Rock



Mountain Ridge Country Villa



Titan Grey Country Villa



Creek Blend Country Villa



Chardonnay Country Villa



Dawson Country Country Villa



Cedar Creek® Country Villa



Champagne Country Country Villa



Walnut Country Villa

## Country Villa

Inspired by centuries old European villas. Country Villa provides the appeal of rural stone work of the past. This timeless pattern is complementary of even the most contemporary home.



Chattahoochee Blend

## Aztec Castle Rock

From rich chocolate browns to saffron golden yellows, **Native Custom Stone's** Castle Rock is one of our most popular style stones.

**Native Custom Stone** offers a wide selection of color and texture with this versatile cut stone.





#17 Cedar Creek® Rubble



Granite Rubble



Titan Grey Rubble



Kentucky Blend Rubble



Cedar Creek® Rubble

# 28 Granite Rubble



## Rubble




# 28 Granite Rubble

With its clean, rectangular shape, and soft, weathered appearance, Native Custom Stone's Rubble is certain to add that special touch to your next home or building.



Cedar Creek® Rubble

Native Custom Stone's Rubble is a classic, ageless, stone which has quickly become a favorite of our customers.



Derby Brown Ledge

▲ All stone styles are available in any color represented in the color guide.

## Ledge

Native Custom Stone's Ledge is an excellent stone for adding rugged, mountainous appeal to your home or building.

Stratification on the stone face and a greater level of protrusion than other stone patterns help create this timeless look.



Creek Blend Ledge



Driftwood Ledge



Brown Stack



Appalachian Stack



Cedar Creek® Stack

## Stack

Native Custom Stone's Stack is destined to be a favorite for both commercial and residential users alike. A sophisticated rustic beauty, available in twenty eight colors to capture the contemporary old world charm you seek.



Winchester Ledge



Cedar Creek® Ledge



Dawson County Ledge



Mountain Ridge Ledge

*Native Custom Stone creates architectural stone veneer that's beautiful, affordable and long lasting. The realistic appearance of Native Custom Stone's variety of stone products makes it "the choice" among builders and architects.*



Cedar Creek®



Chardonnay Stack

▲ Our stone is lighter, easier to install and more economical than natural stone. These qualities make Native Custom Stone "the choice" of manufactured stone veneers.

Champagne Stack





Cedar Creek®



Derby Brown Fieldstone



Walnut River Rock



Driftwood River Rock



Cedar Creek® Fieldstone

Native Custom Stone's Fieldstone offers an ageless look to fit the most modern and urban design.



Cedar Creek® Fieldstone Fireplace



Creek Blend River Rock

# River Rock

By blending stones of a variety of shapes and colors, our popular River Rock lends the impression that each stone has been carefully hand-picked to fit within the pattern.



Dawson County Fieldstone

# Fieldstone

Native Custom Stone's Fieldstone pattern was created from casting a mold of natural stone. Each stone in the pattern was hand selected for its exceptional texture, shape and character. These intentionally irregularly shaped stones create a beautiful pattern and range in size and shape.



Titan Grey Fieldstone



Dawson County Field Stone



▲ The Driftwood River Rock featured above adds a natural beauty to this townhome project



Titan Grey River Rock



Cedar Creek® River Rock




Cedar Creek® Rubble



Brown Stack



Titan Grey Rubble



Walnut Ledge



Cedar Creek® Country Villa



Chastain Stack



(Custom) Castle Rock



Colonial Buff Castle Rock



Cedar Creek® Stack (Interior)



Brown Stack

(Custom) Cedar Creek® Stack



Mountain Ridge Ledge



Cedar Creek® Fieldstone



Mountain Ridge Country Villa



GO-Stone® Cedar Creek®



Mojave Ledge

# Native Custom Stone's

## NATURAL SHIELD

Native Custom Stone is offering a hybrid “almost” perfect balance of Mechanical and Chemical bond without altering the appearance of your masonry product. Natural Shield is a complete product and there is not another on the market like it.



- 3-5 year life of sealer... both bonds increase the life cycle of the sealer, it's going to last longer. (most sealers have to be reapplied yearly).
- Provides excellent water repellency while also providing a barrier against staining without altering the natural state of the masonry product.
- Reduce efflorescence

Efflorescence is a crystalline deposit on surfaces of masonry, stucco or concrete. It is whitish in appearance, and is sometimes referred to as “whiskers”. Efflorescence has been a problem for many years, and is a topic of much controversy. The formation of these salt deposits are not mysteries. They are, for the most part, water-soluble salts that come from many possible sources to mar and detract from an otherwise beautiful and serviceable structure. First of all, there must be water present to dissolve and transport the salts. Groundwater is often a source of efflorescence. For water to carry or move the salts to the surface there must be channels through which to move and migrate. The more dense the material, whether it be brick, stone, stucco or concrete, the more difficult for the water to transport salts to the surface. Conversely, the more porous the material, the greater the ease with which salts are transported and deposited. Salt-bearing water, on reaching the surface of a structure, air evaporates to deposit the salt. When humidity is low, the water may evaporate before reaching the surface of the structure, leaving the salt deposit beneath the surface, and unseen. When the humidity is high, water evaporation is slower allowing more opportunity for whisker growth. Growths which project 1/4 to 1/2 inch below the surface have been reported in some areas of the country. Natural Shield will greatly reduce or eliminate efflorescence by filling these porous cavities and eliminating the movement of water throughout the substrate.



**PROTECTS ALL MASONRY SUBSTRATES INCLUDING CONCRETE, BRICK, STONE, PAVERS, STUCCO & CLAY TILES.**

GO-STONE®  
Panels

“Building a greener future”

Native Custom Stone would like to introduce it’s newest product line, **GO-STONE®**. This environmentally friendly, panelized stone system was created with the “Do-it-yourselfer” in mind. **GO-STONE®** is manufactured using almost all recycled materials and requires minimal tools for proper installation. With overcrowded landfills becoming a major worldwide concern **GO-STONE®** is created utilizing the latest crumb rubber technology. **GO-STONE®** is sold in multiples of 5 square feet; each box of stone equals one less tire entering our landfills (1 box of **GO-STONE®** = 1 twelve pound tire)



#26 Cherokee



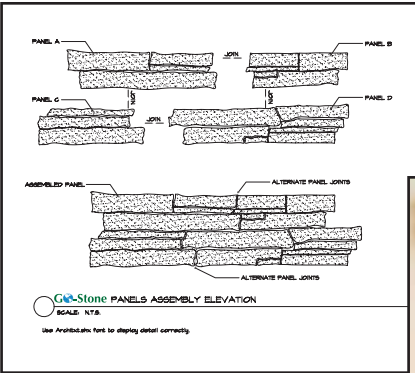
#17 Cedar Creek®



#18 Coastal Blend



#17 Cedar Creek® GO-STONE



*Approximately 242 million tires are discarded annually in the United States alone. Fewer than 7% are recycled, 11% are burned for fuel, and 5% are exported. The remaining 78% are sent to landfills, stockpiled, or illegally dumped.*



BEFORE



AFTER

**Equipment needed for installation:**  
12” Torpedo Level, Ceramic Tile and Stone Adhesive, 1/4” Notched Floor Trowel, Drywall Saw/Wet-cut Saw, Measuring Tape.



Recommended  
Saw Blade

**Installation Instructions:**

- 1) Prepare work area by covering exposed flooring and wipe surface clean with damp cloth (let surface dry).
- 2) Using notched side of trowel apply adhesive to the entire back of the stone and set in place firmly moving side to side until set. There are three different size panels that should be alternated (as illustrated by the detail on the packaging). After setting your third stone use the torpedo to check level. Lay your entire base (starting at a corner if applicable) as you approach the end, measure the distance with your tape measure and cut stone accordingly (butting cut ends together).
- 3) Second Layer: Make sure to stagger the pieces to reduce the appearance of seams (if you started with a 12” panel you should be using an 8” or 16” panel directly above). Check level every third panel placed.



#5 Kentucky Blend



#24 Colonial Buff



#17 Cedar Creek®



#18 Costal Blend



#22 Mojave



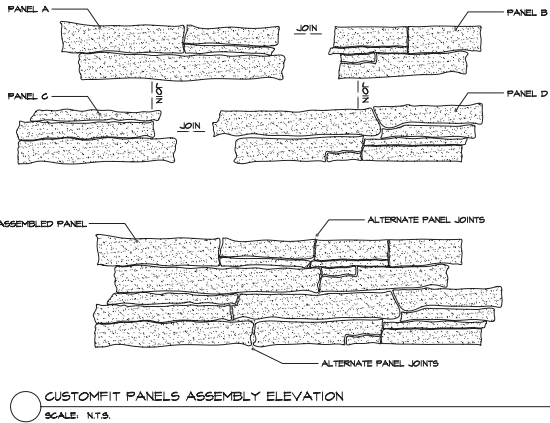

#2 Mountain Ridge



#23 Suede



#21 Aspen Ridge



#5 Kentucky Blend Custom Fit



Mojave



BEFORE



AFTER

Cedar Creek®


Capstones  
Actual Size Large - 16" x 20"  
Small - 12" x 20"  
A more formal looking cap piece to accent your building project.

All accessories are available in these four colors.



Brown Buff Grey White

Key Stone  
Keystones add beauty to both flat and arched openings, and they also nicely enhance fireplaces.



9 1/4" 11 5/8" 5 1/8"



22" x 6" x 2 3/4"



8 1/2" 4 1/2"





Trimstone  
Trim Stones can be used to frame openings and create architectural details.

Smooth Faced Pier/Column Cap  
Actual Size Large - 28" x 28"  
Medium - 26" x 26"  
Small - 24" x 24"  
Pier caps are great for adding that finishing detail to columns.



Hearthstone  
Actual Size Large - 23 1/4 x 22 1/4"  
Small - 18 1/2" x 18 1/2"  
A solid, durable, and attractive surface for your hearth or free standing stove.



7 1/2" 6 3/8" 6 5/8" 7 5/8" 8" 8"

Light Box  
Designed to match your decor. A beautiful addition to your lighting needs.



16" 8"



9" 12"

Corbel  
Used to support bar tops and fireplace mantels



Mantle  
Available in two sizes  
5' x 12" x 2 1/4" & 6' x 12" x 2 1/4"



2" 7 3/4"


90° Windowsill/Water Ledge  
Can be used as sills and caps to separate a wainscot.



Windowsill/Water Ledge  
Actual Size Large - 20" x 2"  
Small Sill - 18" x 2"  
Durable treatments for under your windows that create an effective transition from stone or thin brick to siding or stucco.



20" 2"



Electric Box  
Specially designed to fit around an electrical outlet that will blend with your stone design.

\*Colors

Native Custom Stone offers a wide selection of colors and textures for your project.

*All colors below are available in any of the standard styles.*



#1 Cumberland



#2 Mountain Ridge



#3 Winchester



#4 Creek Blend



#5 Kentucky Blend



#6 Walnut



#7 Dawson Country



#8 Sierra Sunset



#9 Appalachian



#10 Titan Grey



#11 Derby Brown



#12 Prestige Brown



#13 Chardonnay



#14 Brown



#15 Aztec



#16 Driftwood



#17 Cedar Creek®



#18 Coastal Blend



#19 Champagne



#20 Autumn Blend



#21 Aspen Ridge



#22 Mojave



#23 Suede



#24 Colonial Buff



#25 Chattahooche Blend



#26 Cherokee



#27 Chastain



**NEW**

#28 Granite



Aspen Ridge



Aztec Castle

**\*Cleaning:** Be careful not to leave mortar on any surface during installation. If the surface is properly protected during the application, cleanup will be much easier. After the mortar sets for 24 hours, wash the job with a water hose to eliminate excess dust. If a sealer is to be applied, follow the requirements of the manufacturer. A sealer is recommended if the stone is in regular contact with water. Acid, chemicals, or pressure washing are not recommended for cleaning the stone. If the stone has a mortar film or is stained, removed by using a high strength laundry detergent and a medium nylon bristle brush (DO NOT PRESSURE WASH).

Native Custom Stone, LLC the manufacturer, (herein after, NCS) Warrants Native Custom Stone the product, (herein after, "our stone"), for a period of fifty (50) years against defects caused by the manufacturer of our stone to the buyer, customer, and/or end user. No warranty is authentic unless issued directly by NCS.

Native Custom Stone, LLC, SHALL NOT BE RESPONSIBLE FOR ANY CONSEQUENTIAL DAMAGES TO THE BUYER, CUSTOMER, END USER. This limitation of liability of NCS shall include but is not limited to, consequential, incidental, and special damages, or loss of profits, arising from or caused by, directly or indirectly, poor workmanship, improper installation, or poor construction. Buyers', NCS Customers' or End Users' labor of removal or installation or equipment costs, fire strike, act of God, war, insurrection, mob action, civil commotion, acts of government, loss damage of delay of materials, floods, storms, inability to obtain materials, or other acts or circumstances outside the control of NCS, as well as a breach of warranty, use of materials by customer, Buyer, End User, breach of any obligation of NCS, or its employees, hereunder, negligence or any other act of omission of NCS, Customer, Buyer, End User, acknowledges its responsibility to determine the intended use of our stone, its appropriateness for Compliance with the requirements of all the governing code bodies, statutory and regulatory agencies. THIS WARRANTY FURTHER DISCLAIMS ANY LIABILITIES (CONTRACT, TORT, OR OTHERWISE, INCLUDING NEGLIGENCE AND STRICT LIABILITY) FOR ANY DAMAGE, WHETHER CAUSED BY CONSTRUCTION FAULT, INSTALLATION FAULT, OR ANY OTHER REASON, OTHER THAN DEFECTIVE PRODUCT.

The Customers, Buyers, End Users exclusive and sole remedy under this warranty shall be for NCS to replace the defective material, or at the sole discretion of NCS, to refund an amount equal to the original purchase price of the stone, to the Customer, Buyer or End User, Labor and/or other materials are excluded.

WARRANTY DISCLAIMER: THIS WARRANTY IS SUBJECT TO THE CONDITIONS AND LIMITATIONS SET FORTH HEREIN AND IS IN LIEU OF ALL OTHER WARRANTIES, WHETHER EXPRESSED, IMPLIED, OR STATUTORY, AND ALL OTHER LIABILITIES (CONTRACT, TORT OR OTHERWISE, INCLUDING NEGLIGENCE AND STRICT LIABILITY) AND NCS MAKES NO WARRANTY OF MERCHANTABILITY OR OF FITNESS FOR ANY PARTICULAR PURPOSE WHATSOEVER FOR THE STONE. THERE ARE NO WARRANTIES EXPRESSED OR IMPLIED UNDER LAW, WHICH EXTEND BEYOND THE WARRANTY, SET OUT HEREIN.

*"The observer, when he seems to himself to be observing a stone, is really, if physics is to be believed, observing the effects of the stone upon himself."*

- Bertrand Russell



*We take pride in our work & it shows in the quality of our products.*

| Technical Data is available upon request |

| 236 Hightower Parkway | Dawsonville, GA 30534 | 888-823-0745 | 706-216-5545 |

**[www.nativecustomstone.com](http://www.nativecustomstone.com)**



**1/2015 • IAPMO-ER #0353**